


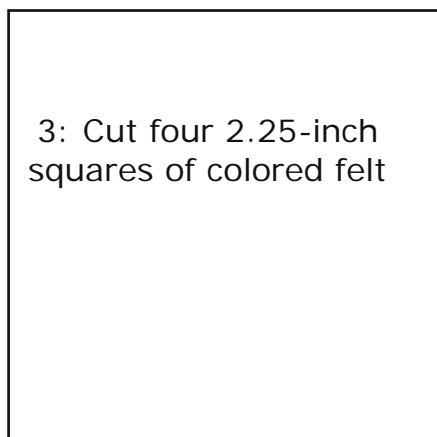
Pattern for Felt Picaria Board Game

Craft project and how to play: <http://www.auntannie.com/GamesToMake/Alignment/Picaria>

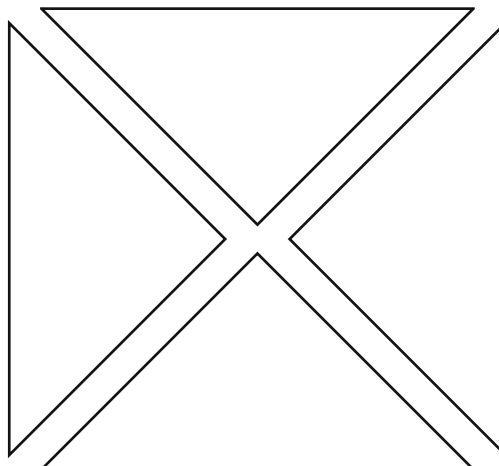
1: Cut one 7.5-inch to 9-inch square of colored felt



2: Cut one 6-inch square of white felt



3: Cut four 2.25-inch squares of colored felt



4: Cut 2.25-inch squares on both diagonals to make four triangles each